








Symbol							
Explanations	Hand or Machine Washing	Do No Squeeze or Wring	Iron With Low Heat	Do Not Bleach	Do Not Tumble Dry	Dry Cleaning	Wipe by microfiber cloth

## HOUDINI NON FR

### Hand Washing:

- Soak fabric in a solution of 1 cup of soap powder per 5 lt. warm water. Wash fabric without rubbing.
- Use a sponge as necessary. Using a brush is strongly forbidden.
- Rinse thoroughly to remove all soap residue.
- Dry flat, lay out horizontally for drying. For Drying do not use a hair dryer or a heater for any other use.

### Machine Washing:

- Machine wash in cold water(30 C°) with bleach-free detergent.
- Dry flat, lay out horizontally for drying. For Drying do not use a hair dryer or a heater for any other use.

### Ironing:

- Iron with low heat from backside of your fabric.

### Wipe Cleaning and Stain Removing:

- If the spilling stain is in liquid form, use absorbent cloth or paper towel immediately. Wipe the stained zone from outer limits of the stain towards center without pressing too hard.
- Prepare a solution of 1/4 cup of soap powder per 1 lt. warm water.
- Wipe the surface of the fabric by a microfiber cloth with the foam of the solution without pressing on the stained area.
- Stand the foam of the solution for 15 min on stained area for the stubborn stains.
- Rinse with a damp microfiber cloth to remove all soap residue.
- Repeat the stain removing instructions until the stain removes.
- Dry flat, lay out horizontally for drying. For drying do not use a hair dryer or a heater for any other use.